



NPI # 47
FY 14-15

KREATION X2

MAKE IT YOUR WAY

Designed and Manufactured by





KREATION X2

MAKE IT YOUR WAY

Designed and Manufactured by

godrej interio

YOUR NEEDS. YOUR STYLE. YOUR WAY.

Meet the new extendable wardrobe system tailor-made to fit the needs of the new Indian, meet KREATION X2. Why X2? Simply because this modular furniture system has **twice the ability to adapt** to your needs. This system has the configurational ability of a carpentered wooden wardrobe with the **security and durability** of a steel wardrobe. This new rendition does truly provide the **best of both worlds** in one system.

KREATION X2, using **knock-down construction**, breaks the notion that steel wardrobes cannot be modular in nature. Designed with limited, concealed fasteners allows the user the **flexibility to dismantle and re-assemble** the structure for **easy shifting and reconfiguration**, along with lending a **clean panel look** to the facades that one would otherwise expect from a wooden wardrobe.

As opposed to traditionally carpentered wooden wardrobes that are both time- and effort-consuming to construct, customers can opt for the KREATION X2, that now offers an array of **function-specific units**, all available in **variable widths** to fit ones space and requirements perfectly. These steel units are also **highly durable** and available in a **number of finishes** to match the decor of the interior space, designed for **hassle-free swift assembly** by trained professionals.

Configurable

Extendable

Durable

Flexible

Optimal



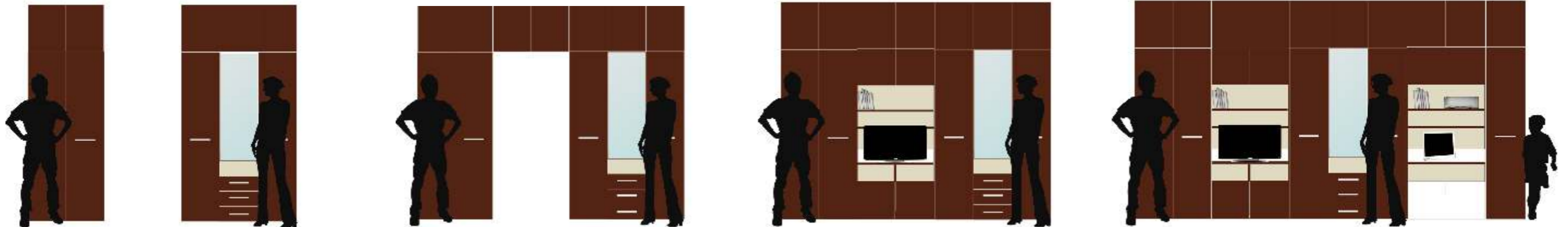
FEATURED UNITS

The KREATION X2 modular system comprises of the following units :

1. Main Unit Body
2. Add-on Unit Body
3. Overhead Main Unit Body
4. Overhead Add-on Unit Body
5. Stiffener and Bottom Cover for Wall-mounted O.H.U.
6. Dresser Body with Mirror
7. Study Unit Body
8. Media Unit Body
9. Locker Unit

Please Note :- **Combination of the above stated units can be configured on the wall according to the user's requirements with the following conditions:**

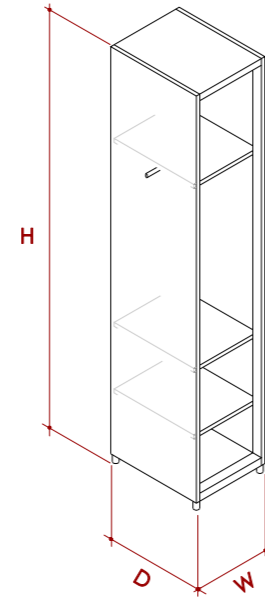
- a. The system needs at least one Main Unit Body onto which the Add-on Units can be attached.
- b. The Dresser, Media and Study Units are available with an adjoining unit which can be assembled on either side.
- c. In the absence of a wardrobe unit to support the Overhead Unit, users can opt to have the OHU wall-mounted.



FEATURED UNITS

Main Unit Body

W : 400 / 450 / 500
 H: 2025 (from G.L.)
 D : 500



Components :

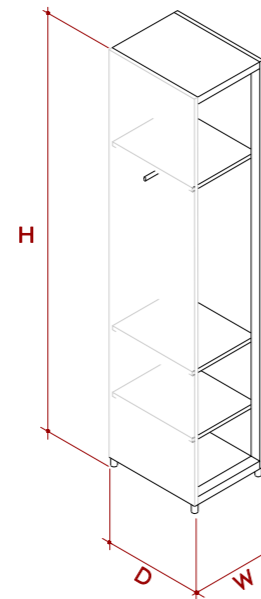
LH & RH Side Panels
 Top Panel
 Bottom Panel
 Back
 Shelves - 3 nos.
 Hanging Rod - 1 no.

Note :

- Single Door to be booked for Unit with W 400 / 450 / 500
- Cannot be booked in isolation. Has to be configured with a minimum of one Add-on Unit body

Add-on Unit Body

W : 400 / 450 / 500
 800 / 900 / 1000
 H : 2025 (from G.L.)
 D : 500



Components :

Common Side Panel
 Top Panel
 Bottom Panel
 Back
 Shelves - 3 nos.
 Hanging Rod - 1 no.

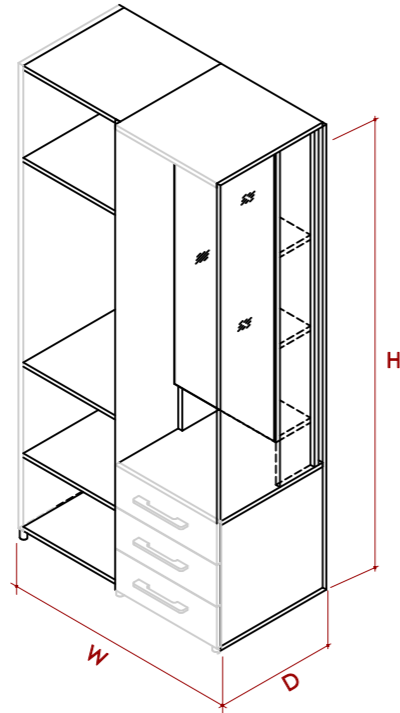
Note :

- Single Door to be booked for Unit with W 400 / 450 / 500
- Two Door set to be booked for Unit with W 800 / 900 / 1000
- A minimum of one Main Body Unit to be booked prior to booking this Unit

FEATURED UNITS

Dresser Unit Body

W : 450 + (400 / 450 / 500)
 H: 2025 (from G.L.)
 D : 500



Components :

Dresser Body :
 Dresser-specific LH & RH side panels
 Hinged Mirror - 1 no.
 Concealed shelves - 3 nos.
 Drawers - 3 nos.

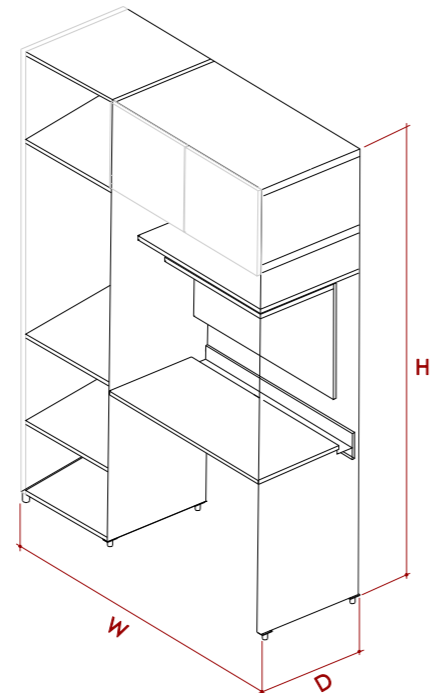
Adjoining Unit :
 Top Panel of Adjoining Unit
 Bottom Panel of Adjoining Unit
 Back of Adjoining Unit
 Shelves of Adjoining Unit - 3 nos.

Note :

- Additional Main Unit to be booked separately
- Single Door for Unit with W 400 / 450 / 500 to be booked separately
 - Door for Adjoining Unit to be booked separately
 - Drawer Front and Top to be booked separately

Study Unit Body

W : 900 + (400 / 450 / 500)
 H: 2025 (from G.L.)
 D : 500



Components :

Study Body :
 Study-specific LH & RH side panels
 Work surface - 1 no.
 Accessory shelf - 1 no.
 Media shelf - 1 no.
 Wire tray
 Leatherette plate for work surface
 Magnetic back surface

Adjoining Unit :
 Top Panel of Adjoining Unit
 Bottom Panel of Adjoining Unit
 Back of Adjoining Unit
 Shelves of Adjoining Unit - 3 nos.

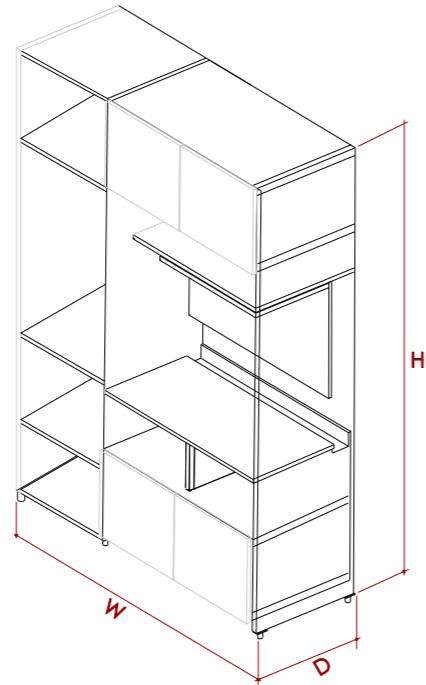
Note :

- Additional Main Unit to be booked separately
- Single Door to be booked for Main Unit with W 400 / 450 / 500
 - Door for Adjoining Unit to be booked separately
- Shutter set for Overhead storage to be booked separately
 - No handle required for shutter

FEATURED UNITS

Media Unit Body

W : 900 + (400 / 450 / 500)
H: 2025
D : 500



Components :

Media Body :
Media-specific LH & RH side panels
TV / Media Base
Overhead Storage
Base Storage
Media shelf
Open storage partition
Wire tray
Suspended back Panel
Accessory shelf

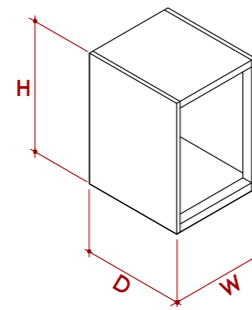
Top Panel of Adjoining Unit
Bottom Panel of Adjoining Unit
Back of Adjoining Unit
Shelves of Adjoining Unit - 3 nos.

Note :

- Additional Main Unit to be booked separately
- Single Door to be booked for Main Unit with W 400 / 450 / 500
- Two Door set to be booked for Main Unit with W 800 / 900 / 1000
 - Door for Adjoining Unit to be booked separately
- Shutter set for Overhead storage to be booked separately
- Shutter set for Base storage to be booked separately
 - No handle required for shutters
- A maximum of 32" TV can be accommodated within this Unit

OHU Main Unit Body

W : 400 / 450 / 500
800 / 900 / 1000
H: 650
D : 500



Components :

LH & RH Side Panels
Top Panel
Bottom Panel
Back

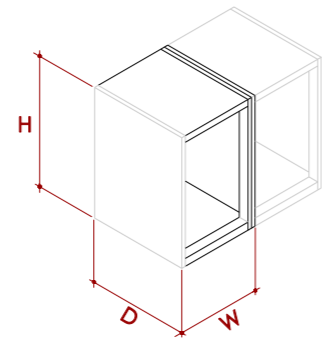
Note :

- Shutter for OHU to be booked separately
- Single Door to be booked for OHU with W 400 / 450 / 500
- Two Door set to be booked for OHU with W 800 / 900 / 1000
 - No handle required for shutters
 - Same Unit to be booked for wall-mounted option
- Additional Stiffeners and Bottom cover to be booked for wall-mounted option

FEATURED UNITS

OHU Add-on Unit Body

W : 400 / 450 / 500
 800 / 900 / 1000
 H: 650
 D : 500



Components :

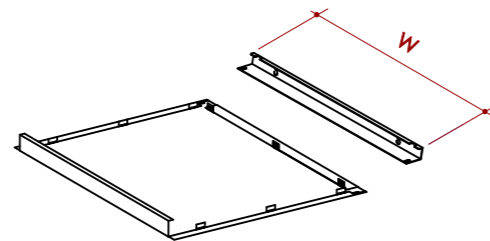
Common Side Panel
 Top Panel
 Bottom Panel
 Back

Note :

- Shutter for OHU to be booked separately
- Single Door to be booked for OHU with W 400 / 450 / 500
- Two Door set to be booked for OHU with W 800 / 900 / 1000
 - No handle required for shutters
 - Same Unit to be booked for wall-mounted option
- Additional Stiffeners and Bottom cover to be booked for wall-mounted option

Stiffener and Bottom cover (for wall-mounted OHU)

W : 400 / 450 / 500
 800 / 900 / 1000



Components :

Stiffener (to mount wall)
 Bottom Cover

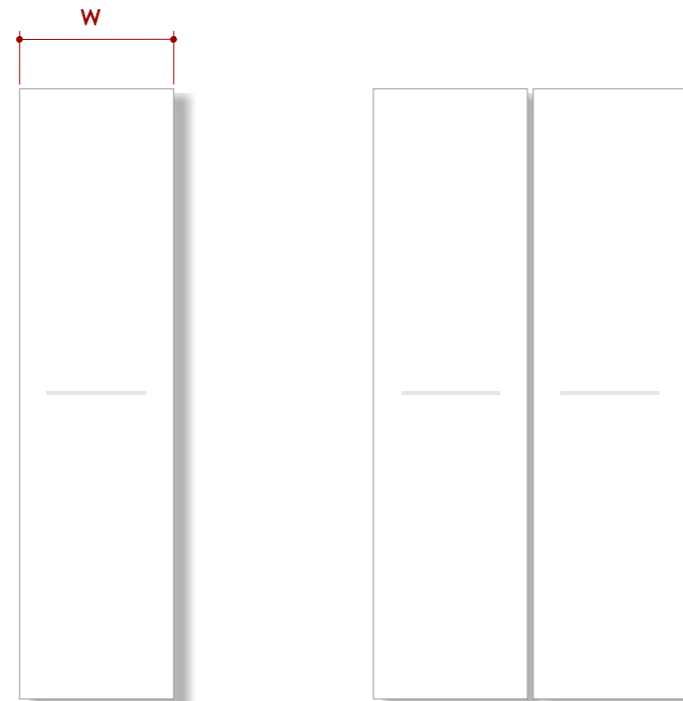
Note :

- Unit to be booked for wall-mounted option only

FEATURED UNITS

Base Unit Door

W : 400 / 450 / 500
H : 1980



Note :

- Single Door to be booked for Main Unit with W 400 / 450 / 500
- Two Door set to be booked for Main Unit with W 800 / 900 / 1000
- Same door to be booked for Study / Media / Dresser Adjoining units
 - Single Shutter to be booked for OHU with W 400 / 450 / 500
- Two Shutter set to be booked for OHU with W 800 / 900 / 1000
 - Same Shutters to be booked for wall-mounted OHU option
 - One set of Two shutters to be booked for Study Unit
 - Two sets of Two shutters to be booked for Media Unit
- Corresponding handles (w.r.t. finishes chosen) included with door
 - No handle required for shutters

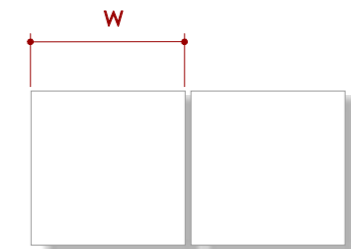
OHU Shutter

W : 400 / 450 / 500
H : 650



Study / Media Unit Shutter

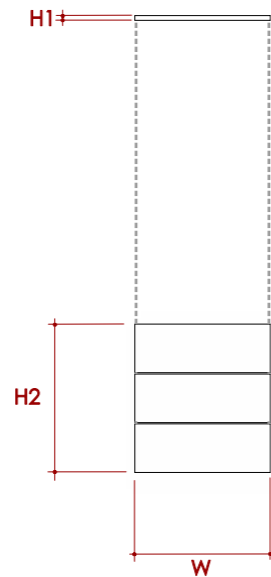
W : 450
H : 431



FEATURED UNITS

Drawer Front and Top Panel

W : 450
H1 : 18
H2 : 175



Components :

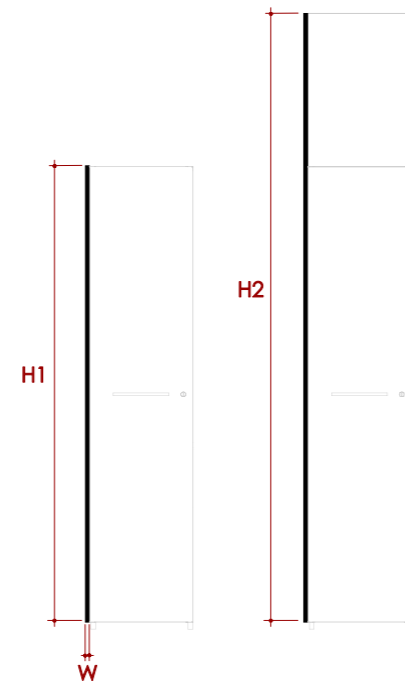
Top Panel
Drawer Front - 3 nos.

Note :

- Finish : All door finishes available for fronts with an addition of douglas pine
- To be booked separately

Additional Side Panel

W : 25
H1 : 1990
H2 : 2640
D : 525



Components :

Side Panel

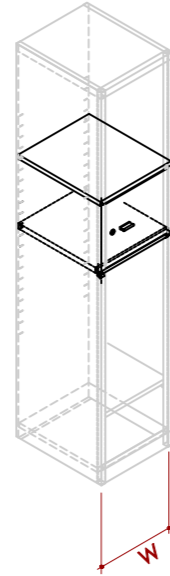
Note :

- Finish : All door finishes available for fronts with an addition of douglas pine
 - To be booked separately
- Can be included to fill leftover gaps, to fit the wardrobe system from wall to wall
- Can be used to match Door finish to side finish to achieve uniform look
- Can be used to achieve wooden look on the sides, also to compliment enclosed door frame
- Can be included to conceal split line / divide between the Base Unit and Overhead Unit

FEATURED UNITS

Locker Unit

W : 400 / 450 / 500



Components :

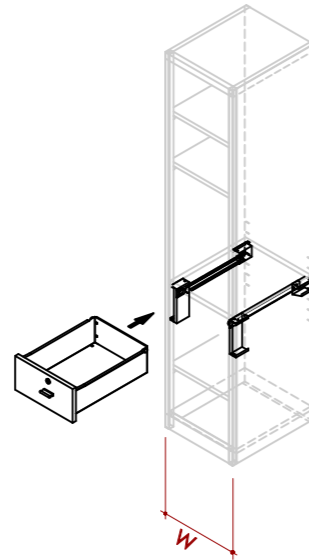
Locker Unit
Locker shutter
Integrated Lock

Note :

- To be booked separately
- Available in light cream only
- Available for only units with W 400 / 450 / 500
- Provided with integrated locks
 - Handle included

Drawer Unit

W : 400 / 450 / 500



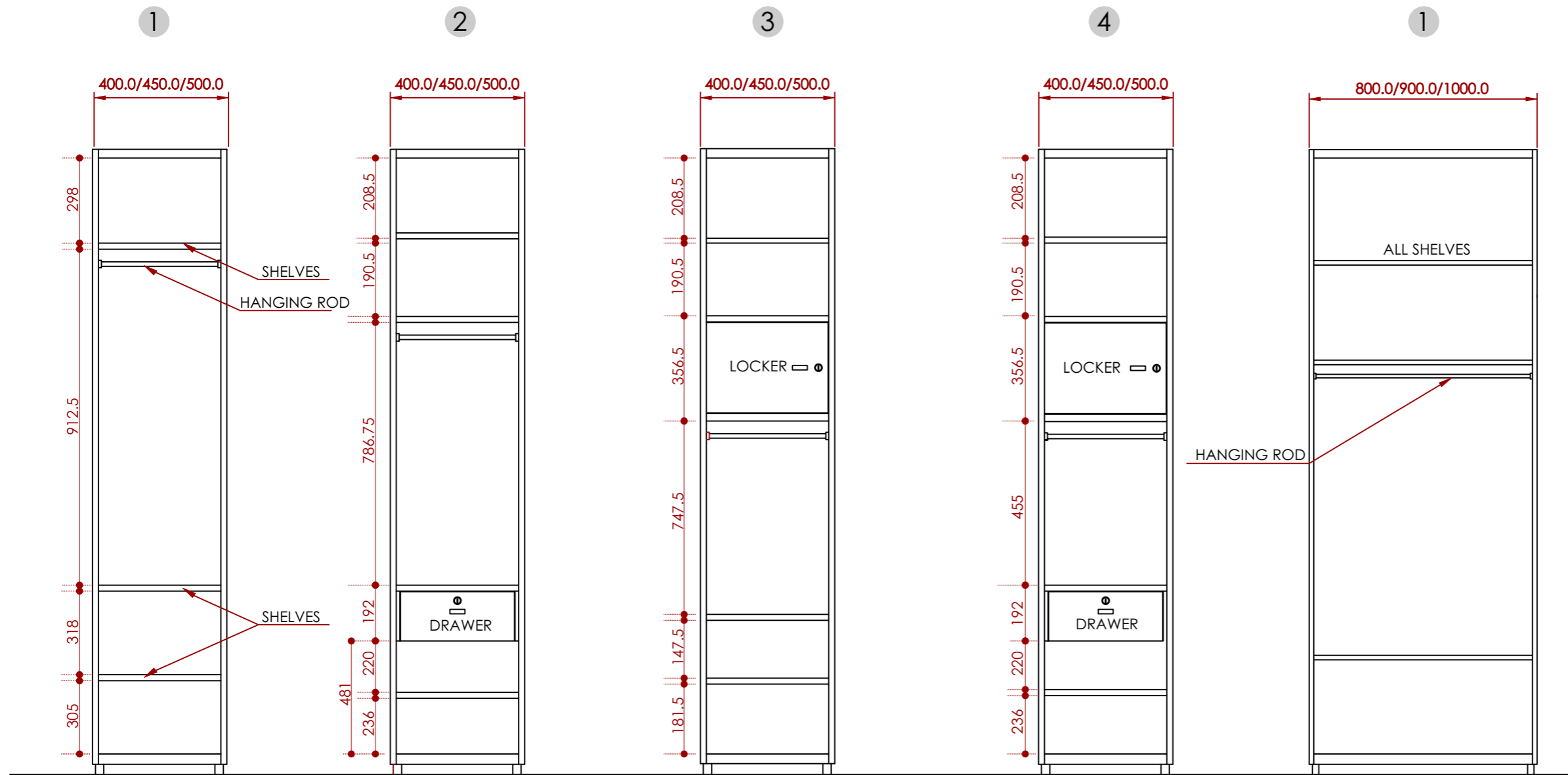
Components :

Drawer Unit
Drawer Front
Integrated lock
Handle

Note :

- To be booked separately
- Available in light cream only
- Available for only units with W 400 / 450 / 500
- Provided with integrated locks
 - Handle included
- One Drawer Unit per Main/Add-on(only 400/450/500 variants) /Adjoining unit recommended

FEATURED UNITS



Base Unit - Main & Add-on

Base Unit - Add-on

Suggested Possibilities of Internal Configurations using Standard Items (3 Shelves + 1 Hanging Rod) along with optional Drawer & Locker (for W 400 / 450 / 500 only)

Note :

- Locker ht. fixed at 1210mm (bottom panel to G.L.)
- Min. height for Drawer Unit is 260mm (bottom panel to G.L.)
- Drawer Units cannot be placed immediately above or below another Drawer Units or immediately below the Locker Unit

UNIT DESCRIPTION

THE DRESSER BODY WITH MIRROR



The impetus to the project was the identified need to have an optimum-functioning dresser unit well accommodated and favorably blending into the wardrobe unit within the bedroom space.

This Dresser Body with mirror, that has been designed as a part of the KREATION X2 line, contains three pull-out drawers and a mirror that is now hinged, with provision for storage of cosmetics and toiletries hidden behind it. This mirror also swings with enough clearance to provide an overhead spotlight for enhanced visibility and to retain cosmetic articles at the table plane.

The Dresser Body, as is visible in the image, now comes with an adjoining storage unit, the LH/RH orientation of which can be changed as per requirement.



UNIT FEATURES



View of Dresser Body Unit

Overhead light for better visibility

Openable mirror panel with vertical storage

Dressing table surface

Drawer to store requirements for dressing and valuables

Adjoining storage unit

Clearance for provision of spotlight



Clearance for storage of cosmetics/toiletries on dresser table surface



Sufficient storage provision under dresser table

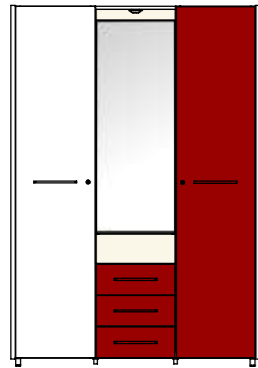


Clean frontal view with sufficient storage



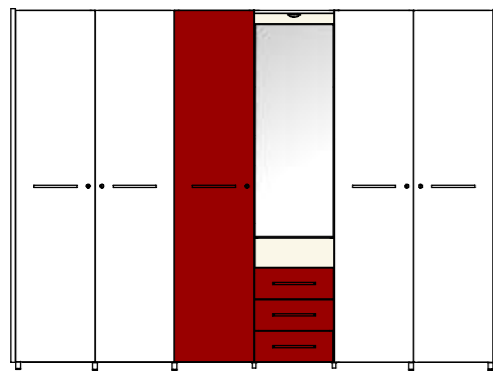
POSSIBLE CONFIGURATIONS

Minimum configuration with the Dresser Unit Body

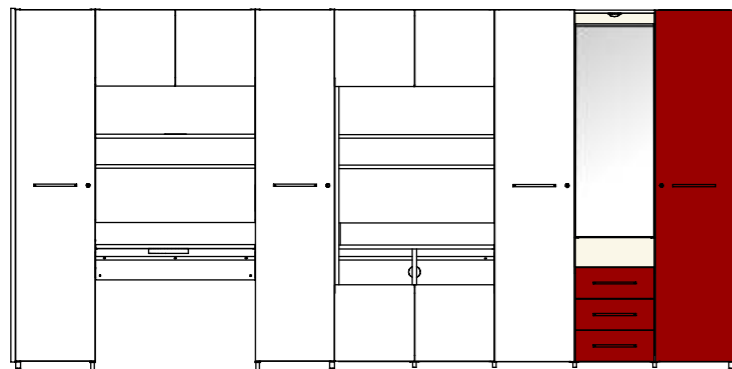


[Dresser Unit Body + Adjoining Unit] + One compulsory Main Unit Body

Other possible configurations with the Dresser Unit Body



[Dresser Unit Body + Adjoining Unit] + One compulsory Main Unit Body + (n) Add-on Unit Bodies



[Dresser Unit Body + Adjoining Unit] + One compulsory Main Unit Body + [Study Unit Body + Adjoining Unit] and/or [Media Unit Body + Adjoining Unit]

Doors, drawer fronts and additional side panels are available in various materials and finishes.

For details, please refer Finish Options at the end of this document

THE STUDY UNIT BODY



An increasing requirement of integrating a study unit into the bedroom space led to the inception of this product. A demand for a coordinated look for all the furniture elements was also observed, reiterating the need to include this design into the reformed line of KREATION.

This KREATION X2 Study Unit Body comes with an adjoining unit to be configured into the KREATION X2 modular system as per the users space requirement. This unit is made entirely of sheet MS using the knock-down construction to be assembled vertically.

The unit provides a 900x500mm work space, and is designed in such a manner that no screws or hardware is visible. The clean look thus achieved resembles wooden panels, in turn providing a warmer, more homely look to the metal structure. To further this, the metal work surface is covered with a leatherette mat of a matching color.

The body is available in light cream whereas the shutters come in a variety of finishes to choose from.

A compact plastic stationary tray is pivoted to the underside of the work surface plane. The vertical planes enclosing the workspace can be used as a board panel to put up post-it notes, reminders or photographs and the likes to personalize the space using magnets.

UNIT FEATURES



Cross-section of Study Body Unit

Top shelf is provided with grommet to drop wires if required

Vertical back panel moved forward leaving some gap at the back for wires to discreetly drop down from the shelf to the tray with spike-guard

The tray has a grommet in the center for the main cable of spike-guard to drop down and connect to the socket on the wall



Back view of Study Body Unit

Easy personalization of workspace



Provision for electrical cord or spike-guard



Pivoted stationery tray for easy storage

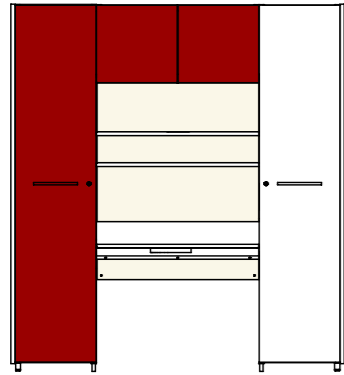


Clean frontal view with sufficient storage



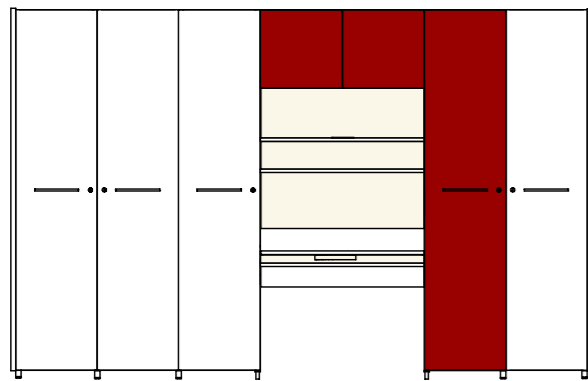
POSSIBLE CONFIGURATIONS

Minimum configuration with the Study Unit Body

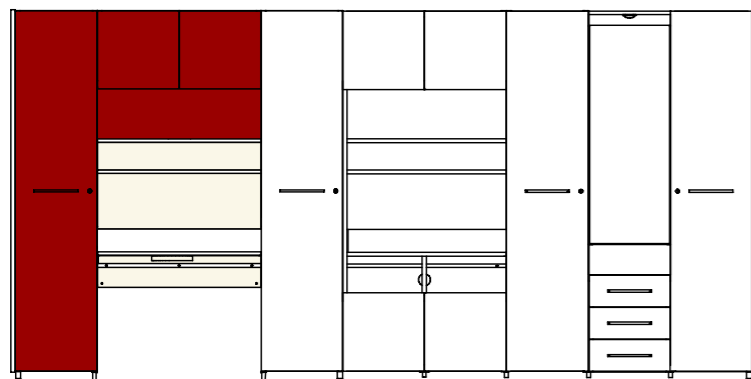


Mimumum configuration with the Study Unit Body
 [Study Unit Body + Adjoining Unit] + One compulsory Main Unit Body

Other possible configurations with the Study Unit Body



[Study Unit Body + Adjoining Unit] + One compulsory Main Unit Body + (n) Add-on Unit Bodies



[Study Unit Body + Adjoining Unit] + One compulsory Main Unit Body + [Dresser Unit Body + Adjoining Unit] and/or [Media Unit Body + Adjoining Unit]

Doors, drawer fronts and additional side panels are available in various materials and finishes.

For details, please refer Finish Options at the end of this document



THE MEDIA UNIT BODY

A rising trend in watching TV in the bedroom, due to individual media content preferences, led us to incorporate an entertainment zone within the modular wardrobe system as well. A demand for a coordinated look for all the furniture elements was also observed, reiterating the need to include this design into the reformed line of KREATION.

This Media Unit Body comes with an adjoining unit to be configured into the KREATION X2 modular system as per the users space requirement. This unit is made entirely of sheet MS using the knock-down construction to be assembled vertically.

The unit provides a main 900x500mm surface to accommodate at most a 32" screen TV. Designed for an efficient wire management system, this TV platform is attached to a step-down tray at the back for holding the spike-guard from which multiple wires can be drawn. The steel tray is provided with a grommet to draw out the spike-guard wire to be pulled down and brought out onto the wall through a cut-out in the lower back panel.

This unit also comprises of closed storage at the top and bottom with hinged shutters. Below the TV platform is also an open storage for placing anything remote operated like the set-top box or a DVD player. Another secondary shelf with grommet is provided behind the TV to place speakers, and a shelf above it for books or artefacts or any additional storage as required.

The Unit Body is available in light cream whereas the shutters can come in a variety of finishes to choose from. The entire unit is designed in such a manner that no screws or hardware is visible. The clean look thus achieved resembles wooden panels, in turn providing a warmer, more homely look to the metal

UNIT FEATURES



Cross-section of Media Body Unit

Top shelf is provided with grommet to drop wires if required

Vertical back panel moved forward leaving some gap at the back for wires to discreetly drop down from the shelf to the tray with spike-guard

The tray has a grommet in the center for the main cable of spike-guard to drop down and connect to the socket on the wall



Back view of Media Body Unit

Open storage for remote-operated electronics




Secondary shelf behind TV for speakers/ other components



Shelf above TV for books/speakers/other components

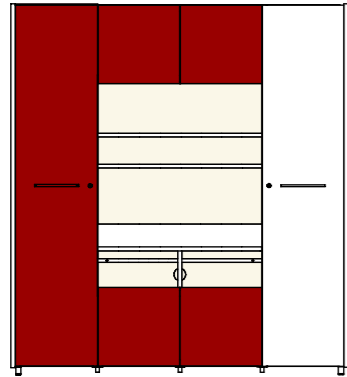


Clean frontal view with sufficient storage



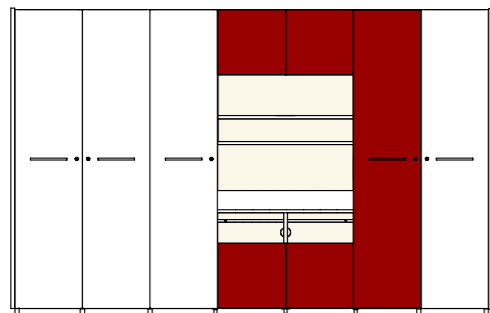
POSSIBLE CONFIGURATIONS

Minimum configuration with the Media Unit Body

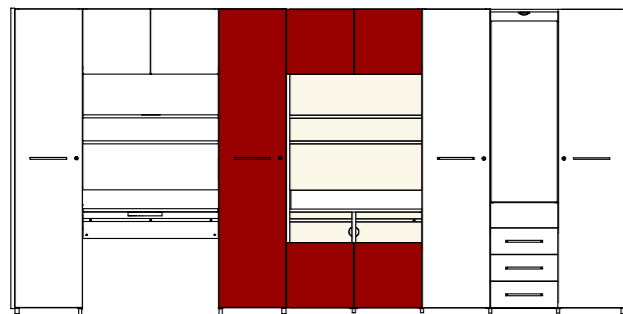


[Media Unit Body + Adjoining Unit] + One compulsory Main Unit Body

Other possible configurations with the Media Unit Body



[Media Unit Body + Adjoining Unit] + One compulsory Main Unit Body
+ (n) Add-on Unit Bodies

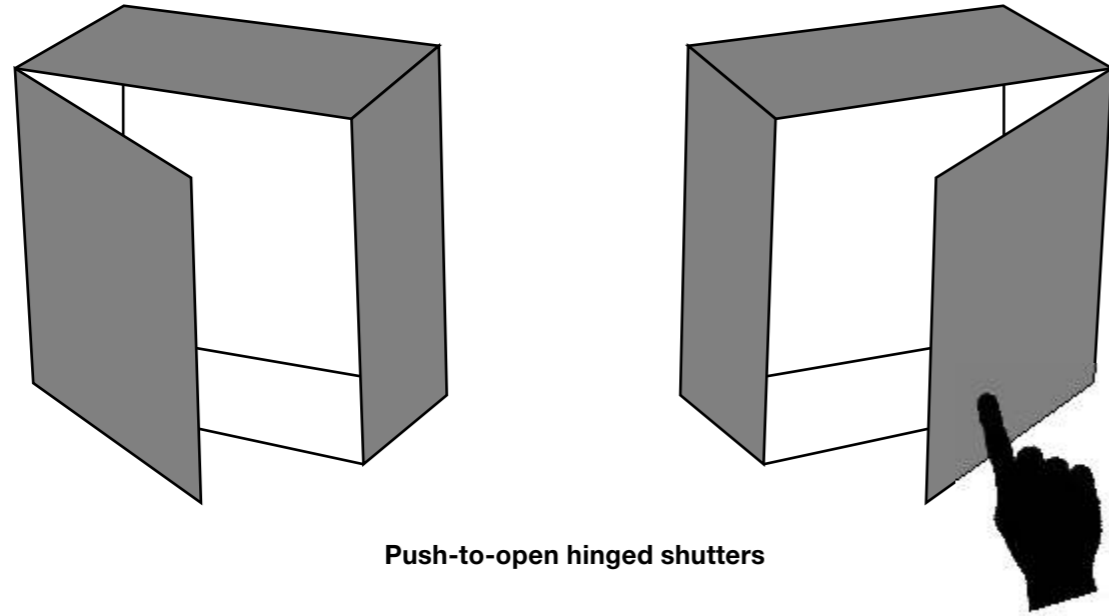


[Media Unit Body + Adjoining Unit] + One compulsory Main Unit Body + [Study Unit Body + Adjoining Unit] and/or [Dresser Unit Body + Adjoining Unit]

Doors, drawer fronts and additional side panels are available in various materials and finishes.

For details, please refer Finish Options at the end of this document

THE OVERHEAD UNIT BODY




The new edition of KREATION now has an independent Overhead Unit Body that can either be assembled over a wardrobe unit or be wall-mounted over door frames or other spaces without the requirement of a wardrobe unit below it for support. This allows optimum utilization of the space available in the bedroom, a need observed that had to be addressed. A demand for a flexible system with a coordinated look for all the furniture elements was also realized, reiterating the need to reform this design and include it in the new improved KREATION X2 line.

This unit is made entirely of sheet MS using the knock-down construction, with storage space that is 500mm deep and 650mm tall.

The handles for the OHU shutters have been removed and replaced with a push-to-open mechanism that allows, visually, for a cleaner look. The functional ease has been achieved by providing these push-to-open shutters an LH/RH orientation.

The body is available in light cream whereas the shutters can come in a variety of finishes to choose from. The entire unit is designed in such a manner that no screws or hardware is visible. The clean look thus achieved resembles wooden panels, in turn providing a warmer, more homely look to the metal structure.




FINISH OPTIONS

Steel doors in Powder Coated finish



Shell Wine Red



Light Cream



Brown

Corresponding Handles



Kreation Handle,
Make: Komal

Fantacia Door Series in Pre-Coated Steel



Dark wood
(305)



Red-Floral
(306)



Kreation Handle,
Make: Komal

Avant Garde Door Series
using Honeycomb Panels
with Laminated finish



Rustique
Almond
(4503)



Valigny
Oak



Kreation Handle,
Make: Komal



Chocolate
(4501)



Safari Handle
Make: Komal

Matching Wooden Bed Sets corresponding to
Avant Garde door series



Chocolate
(4501)

Dark Chocolate
Carbon
Zurina
Terra



Rustique
Almond
(4503)

Linea Matt



Valigny
Oak

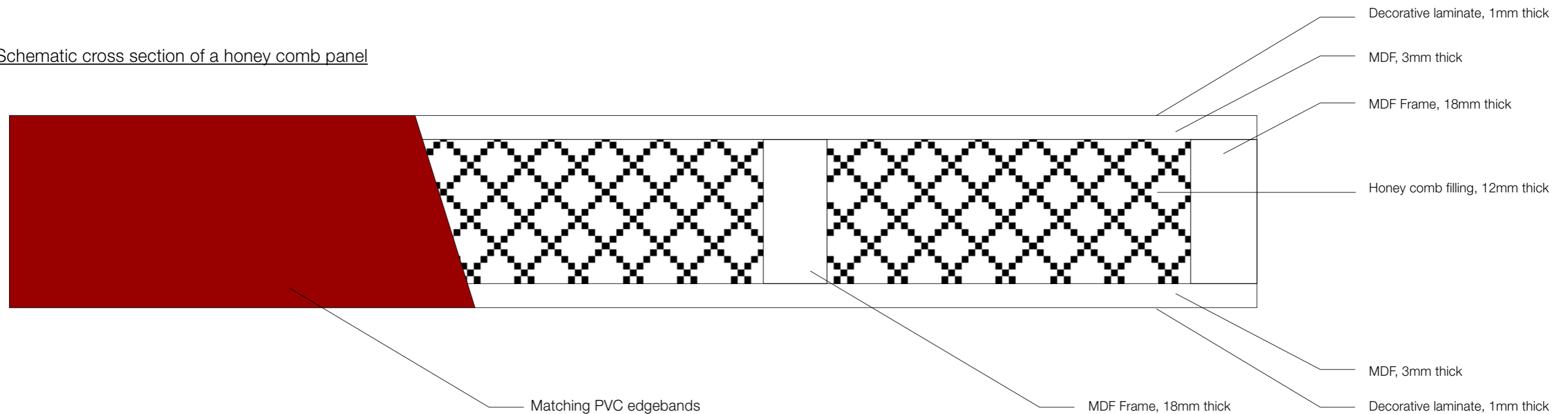
Floyd

AVANT GARDE DOOR SERIES

The wooden door for Kreation which has a unique construction, being manufactured with a combination of Honey comb and MDF with decorative laminate which makes it sturdy, durable

The outer frame of the Avant Garde door, is made up of 18mm thick MDF. The construction inside the frame consists of 12mm honeycomb covered with 3mm thick MDF sheet put on either side, that gets laminated with DL (decorative laminate) on both the sides and edges are sealed by matching PVC edgebands.

Schematic cross section of a honey comb panel



Advantages of the honeycomb door

- Honeycomb doors are light for their size.
- The logistics and handling benefits owing to its light weight.
- As a sturdy substitute for wood and chipboard, honeycomb doors reduce resource consumption.
- Lightness and strength open up some completely new design approaches.
- Due to its construction there will not be any warpage of the door.

Avant Garde Door Series using Honeycomb Panels with Laminated finish



Chocolate
(4501)



Rustique
Almond
(4503)



Valigny
Oak

FANTASIA DOOR SERIES

The Preprinted Fantasia doors for Kreation are the outcome of the new Prinpia technology which is used for printing design on metal sheets. These preprinted sheets come from Korea, who are the world leaders in this field.

The process involves the metal sheet getting painted with High Polymeric Polyester Paint (HPP). This paint is highly durable and will last for years. After painting, with the help of pattern rollers different types of design are crafted on the painted doors. This adds a new dimension to the aesthetics of the door. Over it a clear coat is applied to protect the surface from scratches and finger marks.

<u>Feature</u>	<u>Advantages & Benefits</u>
Clear Coat	Add glow to the doors Protect it from scratches. Resistance from finger marks & stains.
Roller Printing	Different designs can be crafted on metal sheet
High Polymeric Polyester paint (HPP)	Increase the durability Much Longer life. Used mostly in Refrigerators.

Fantacia Door Series in Pre-Coated Steel

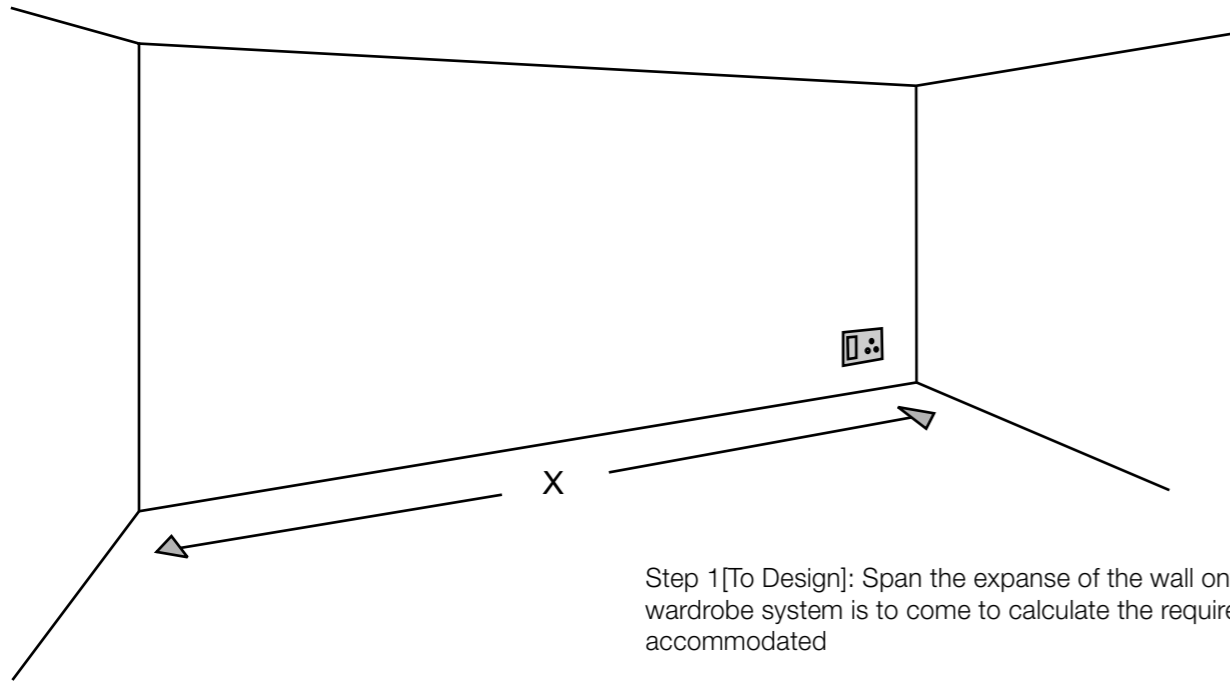


Dark wood
(305)

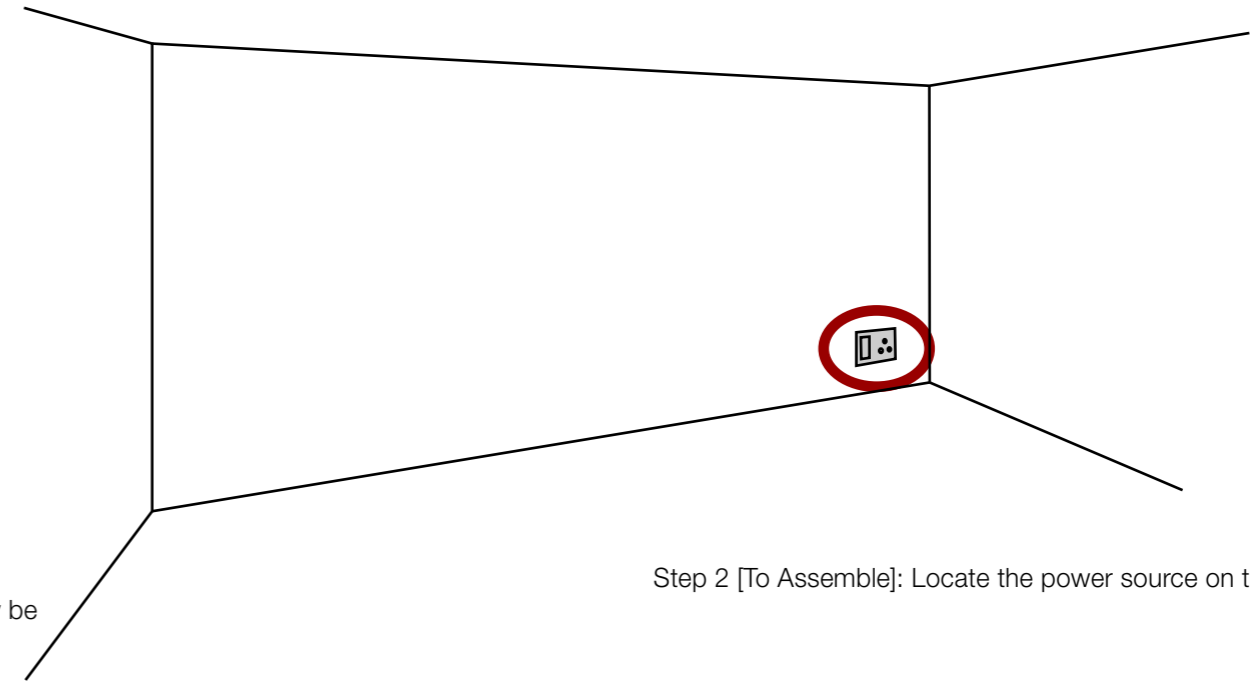


Red-Floral
(306)

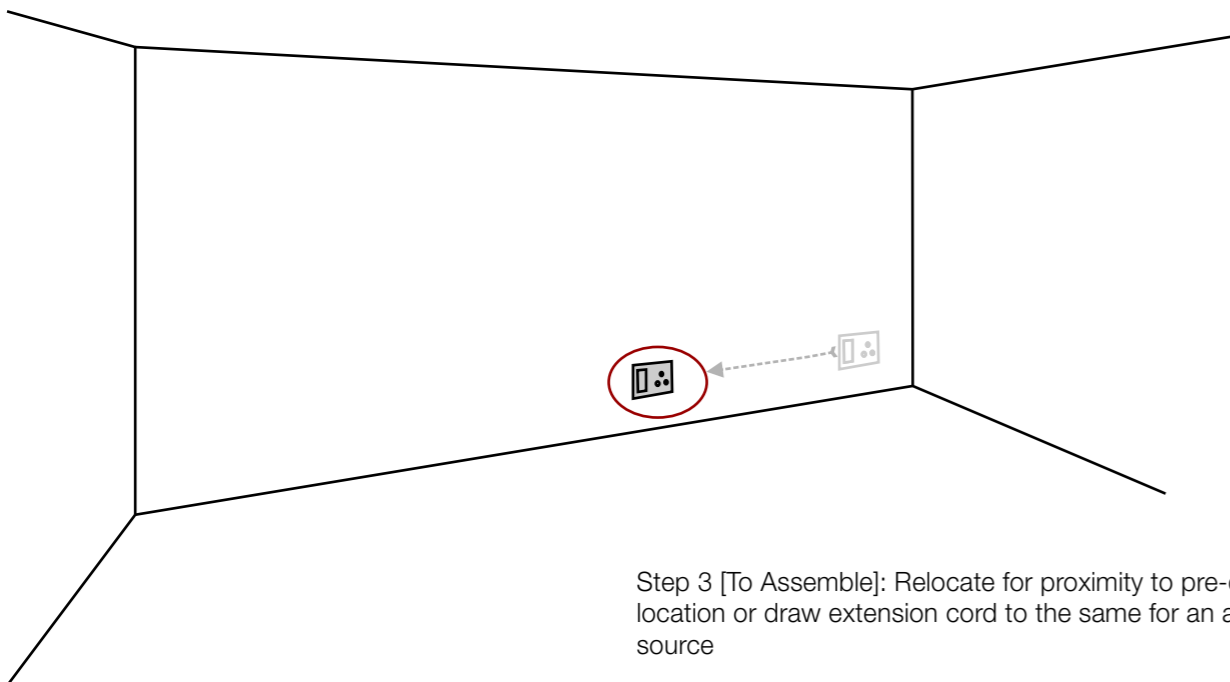
SITE PREPARATION FOR DRESSER / STUDY / MEDIA UNIT BODY



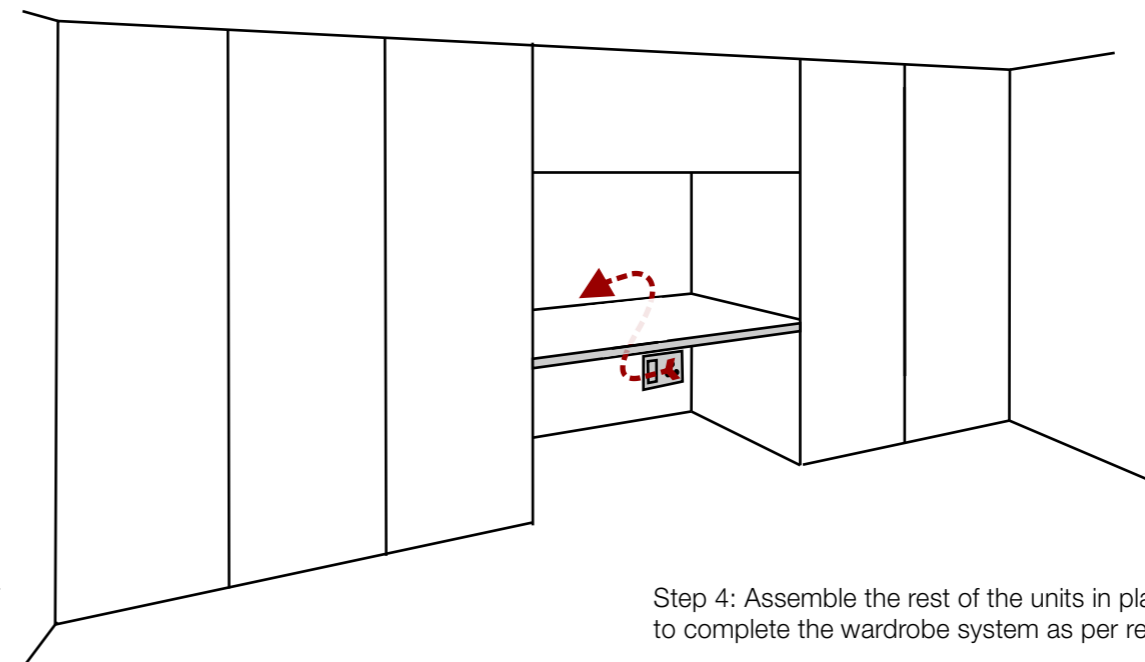
Step 1 [To Design]: Span the expanse of the wall onto which the wardrobe system is to come to calculate the required units that may be accommodated



Step 2 [To Assemble]: Locate the power source on the wall.

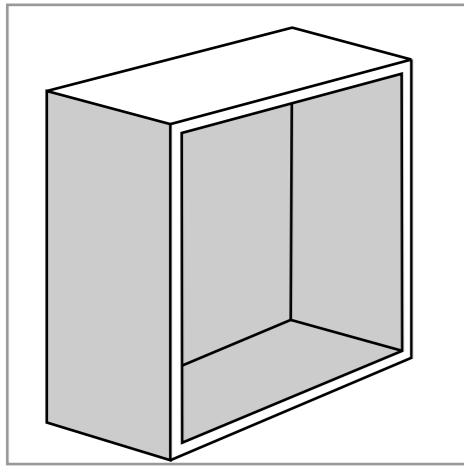


Step 3 [To Assemble]: Relocate for proximity to pre-decided unit location or draw extension cord to the same for an accessible power source

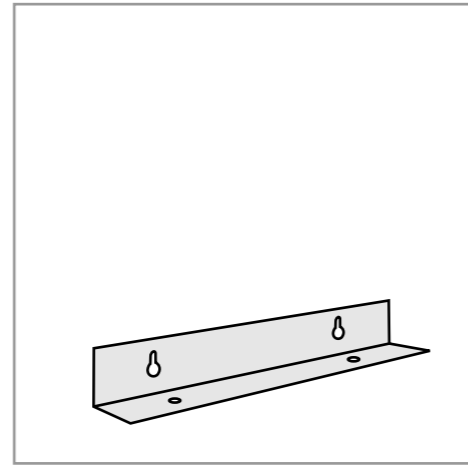


Step 4: Assemble the rest of the units in place vertically as pre-decided to complete the wardrobe system as per requirement.

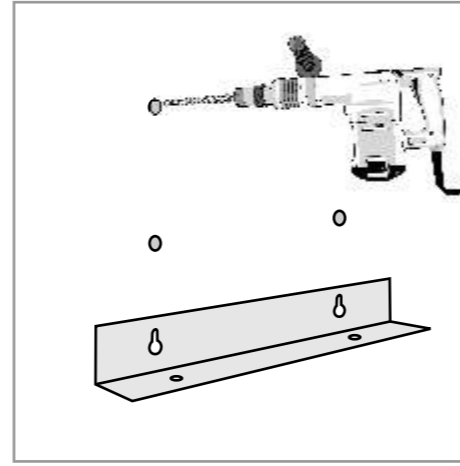
SITE PREPARATION FOR WALL-MOUNTED O.H.U.



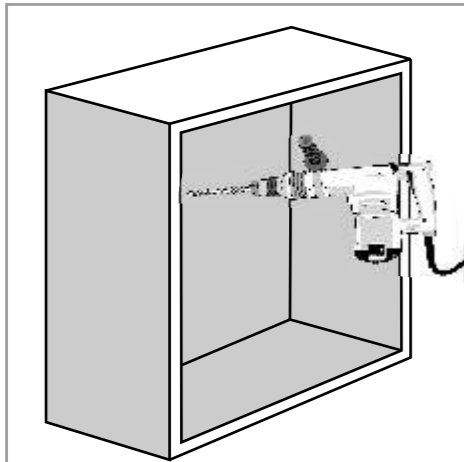
STEP 1: construct the box of the OHU without the shutter



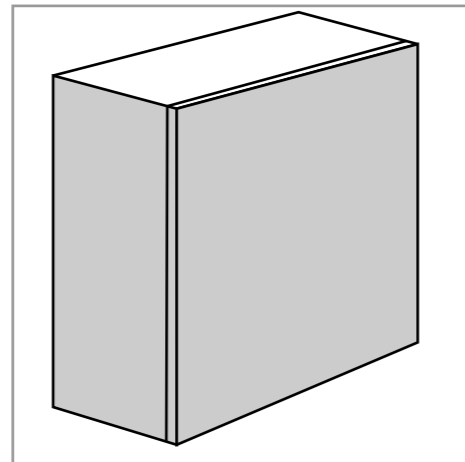
STEP 2: install the steel bracket on the wall aligned to the lower end of the over head unit



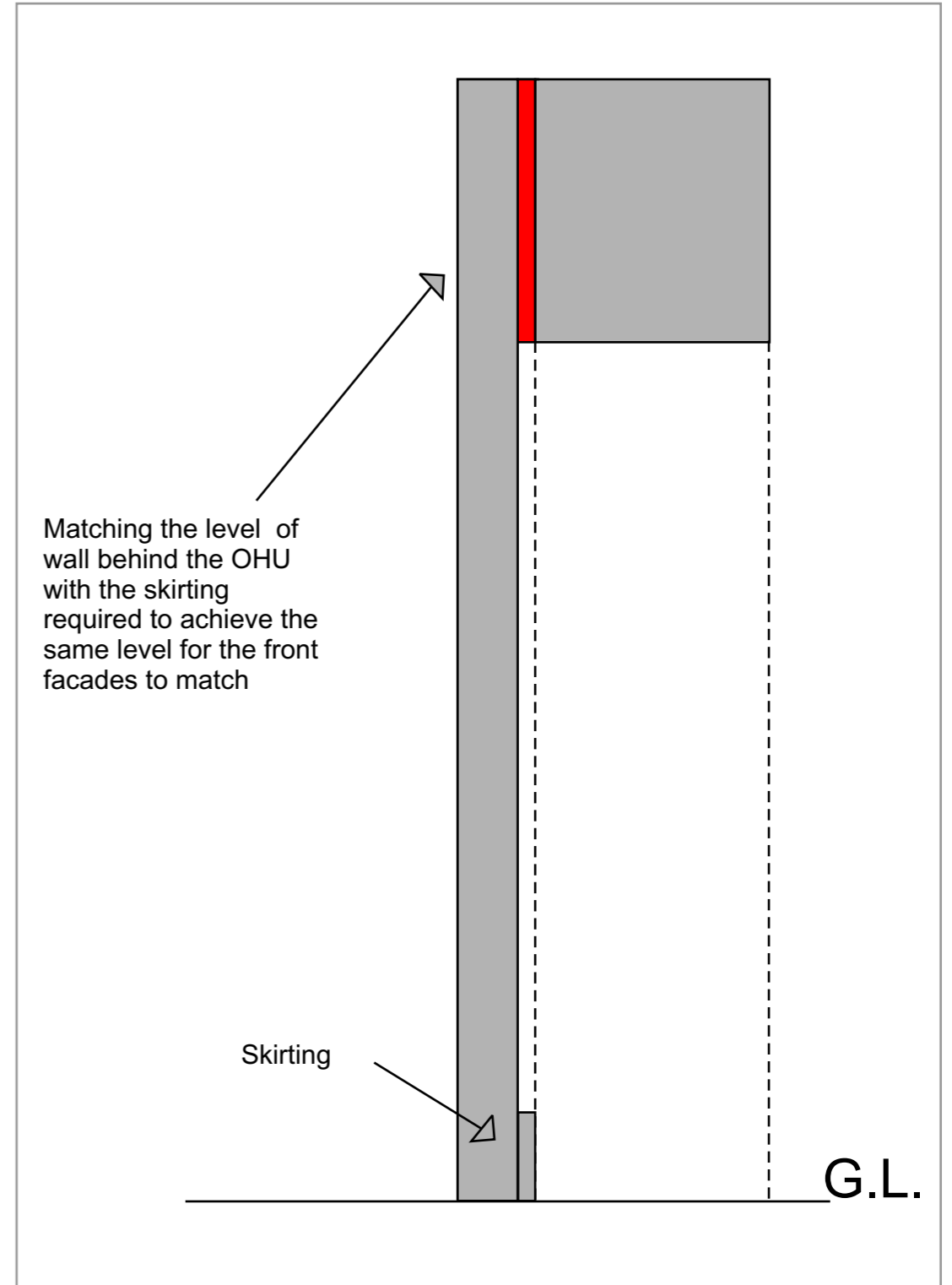
STEP 3 :drill four holes on the wall after marking reference, already provided on the back panel of the OHU and insert wooden plug into them.



STEP 4: Screw the back panel to the wall through the hole with wooden plug



STEP 5: fix the front shutter to complete the assembly





BETTER. BRIGHTER.

Meet the new improved version of our best-seller solutions, meet KREATION X2.

KREATION X2 is the result of an extensive customer immersion program. An evaluation of the valuable feedback from our customers led us to create this new **reformed version** of KREATION which is truly modular and can adapt to several needs, spacial, functional and monetary.

As opposed to traditionally carpentered wooden wardrobes that are both time- and effort-consuming to construct, customers can opt for the KREATION X2, that now offers an array of **function-specific units**, all available in **variable widths** to fit ones space and requirements perfectly. These steel units are also **highly durable** and available in a **number of finishes**, designed for **hassle-free swift assembly** by trained professionals.

WHAT'S NEW



OPTION OF STUDY UNIT BODY

With shrinking sizes of apartments has risen the growing need to integrate the study into the bedroom space.

Solution : The new Study Unit Body in steel, available in a range of sizes with multiple features, can be attached to the wardrobe to create a coordinated solution.

OPTION OF MEDIA UNIT BODY

The increasing trend of bringing in a second TV into the bedroom space needs to be accommodated with an integrated entertainment zone.

Solution : The new Media Unit Body in steel available in various sizes, with integrated features can be included into the wardrobe to cater to this need.



WHAT'S NEW



OPTION OF DRESSER UNIT BODY

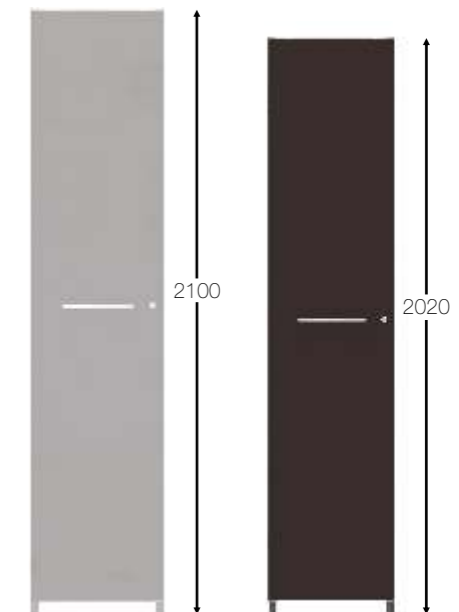
An identification of better utilization of the void within the dresser, along with bringing the mirror closer to the user, was made through the customer immersion program.

Solution : The reformed Dresser Body now comes with a hinged mirror that hides a storage panel behind it, with sufficient base clearance.

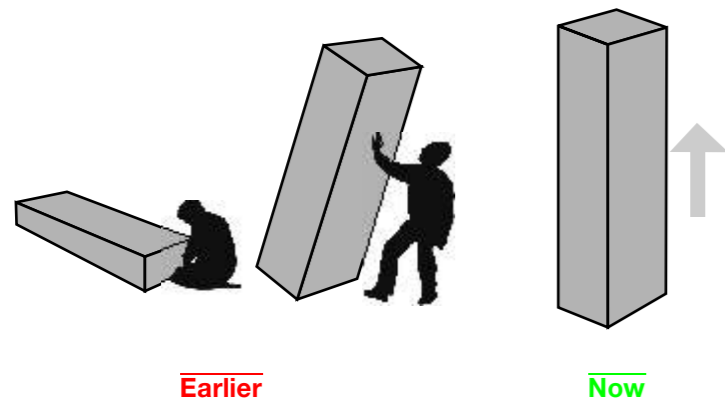
REVISED DIMENSIONS

Beam depths and uneven or lowered ceiling heights were recognized as a recurring problem with many users. .

Solution : The height of the new KREATION base unit has been reduced 80mm for more flexible accommodation of the coordinated wardrobe system.



WHAT'S NEW



VERTICAL ASSEMBLY

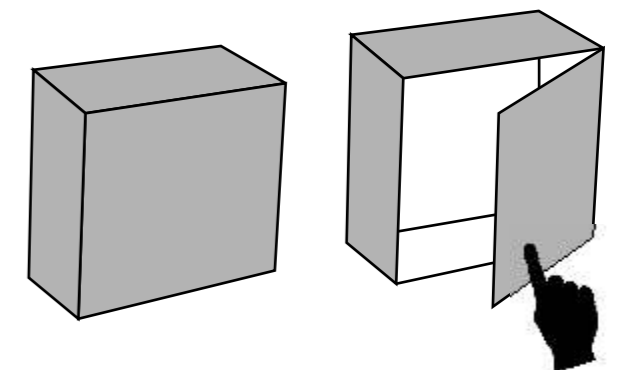
The earlier assembly process of the wardrobe required to be done along the floor plane and then lifted to stand against the wall. This required much effort in addition to adequate free floor space.

Solution : The KREATION X2 has been designed to permit swift vertical assembly of the units in its desired place, eliminating the need for any additional requirement for floor space.

OVERHEAD UNIT BODY

Wall-mounted OHU : The new edition of KREATION now has overhead units that can be independently mounted onto the wall, eliminating the need for support of a wardrobe unit underneath, allowing optimum utilization of the space available.

Push-to-open : By replacing handles with the push-to-open mechanism for the OHU shutters, a cleaner look has been achieved for the wardrobe system. Alongside, the reachability issue has been resolved by providing an LH/RH orientation to the shutters.



WHAT'S NEW

CO ORDINATED HANDLES FOR KREATION DOORS AND WOODEN BED SETS



Earlier, the particle board bed sets and the corresponding wooden doors of Kreation were having different handles

Solution : The KREATION X2 has been designed with the doors of kreation and the rest of the elements of the beds sets to have the same handles. Refer the finish option to see the details.

Zurina and Linea side tables are also getting modified in this way and shall be launched soon. We can offer a complete solution with Kreation wardrobe along with these bed sets

CONTACT DETAILS + BOOKING INFO

Booking Details

Standard Range

Baan Company : 240

Warehouse : H27 – Manufactured

Sales order booking to be done locally by branches

Contact Details

Lav Harjani

B2C Marketing

Interio, Plant – 13 Annexe

Godrej & Boyce Mfg. Co. Ltd.

Vikhroli, Mumbai

Mob : 9819158338